

Assignment 4

The following assignment section was created so that you can check if the information given in the fourth lesson is now clear to you, so that you can move on onto the next topics.

Tools needed: a tuner, a piano-roll/instrument, some musical references.

Exercise 1) Interval audio recognition, please use the names introduced in Lesson 4 (2nd, 3rd, 4th, 5th, octave)

1a.

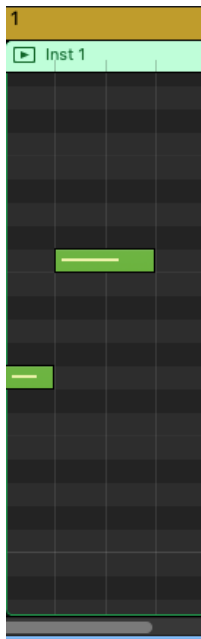
1b.

1c.

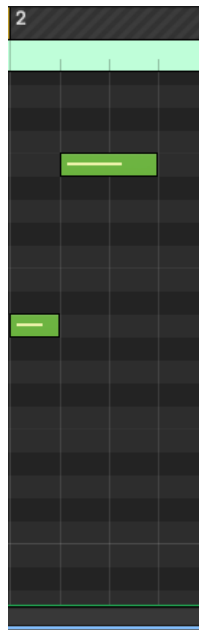
1d.

1e.


Exercise 2) Interval visual recognition, please use the names introduced in Lesson 4 (2nd, 3rd, 4th, 5th, octave)



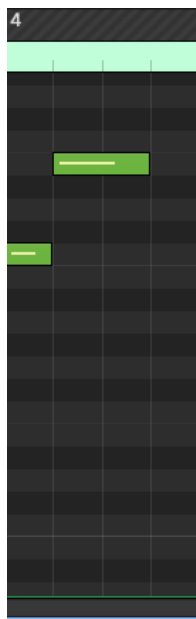
2a.



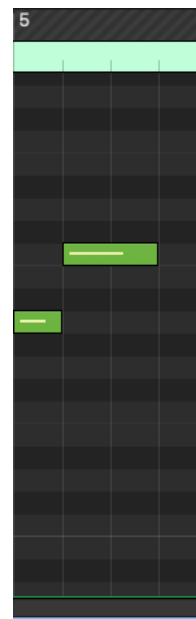
2b.



2c.



2d.



2e.